

WARNING LIGHTS & SNOW PLOW HEADLIGHTS



Part #81501



XWL-800 AW



Part #82295/B



Part #82296/B



Part #81546



Part #81542



Part #81544



Part #81512



Part #81516



Part #71073




Part #81091




Part #81091/2




LED AUXILIARY LIGHTS & LIFTGATE FLASHER




Part #80150




Part #44110



Part #80151





Hamsar lighting and electronic products must be fused appropriately in all instances. If you are in doubt, consult with a Hamsar service representative at 1-800-567-5483 or email sales@hamsar.com.

NOTE: Improperly fused/installed product will invalidate the warranty.

Hamsar Diversco 5320 Downey Street, Burlington, Ontario, Canada L7L 6M2

Tel: 905.332.4094 • Fax: 905.332.9020 • Toll Free: 1.800.567.5483 • sales@hamsar.com

www.hamsar.com

ISO 9001:2008 OHSAS 18001:2007 ISO 14001:2004

LED WORK LIGHTS



XWL-810
1260 Lumens



XWL-800
2500 Lumens



XWL-812 2000
2000 Lumens



XWL-812 Dual Intensity
1500 - 3000 Lumens



XWL-812 3000
3000 Lumens



XWL-813 5000
5000 Lumens



XWL-813 5000 HDM
5000 Lumens

- Bright white LED output for enhanced illumination
- Die cast aluminum housing & polycarbonate lens, virtually unbreakable
- IP68 & IP69K - waterproof & dust protected
- Constant current circuit draw - light does not dim even if voltage fluctuates
- Multiple beam patterns - get light where it's needed most
- 12 - 24Vdc
- 50,000+ hours LED service life & 5 year warranty



LED WORK LIGHTS • PAR 36



Part #81449
XWL-PAR 36 LED Work Light
w/ Rubber Housing
Hybrid Pattern



Part #81446
XWL-PAR 36 LED Work Light
Hybrid Pattern



Part #81082
LED Flood Work Light
Back of Cab Light



LED WORK LIGHTS



OL-1800



RD-1800



RG-1300



RG-2600



SQ-3000



RD-1400

- Economically priced and energy efficient
- High output LED
- Die cast aluminum housing & polycarbonate lens
- 12 - 24Vdc
- 30,000+ hours LED service life

FOG & AUXILIARY LED • XWL-822 MINI & FLUSH MOUNT



Part #81723
Mini Square LED
Spot Pattern • 1080 Lumens



Part #81726
Square Flush Mount LED
Flood Pattern • 1080 Lumens



XWL-822 & XWL-820 LED LIGHT BARS



Part #81720
7.5" • 3200 Lumens
Double Row



CURVED
Part #81721
13.5" • 6500 Lumens
Double Row



CURVED
Part #81722
21.5" • 10800 Lumens
Double Row



CHMSLs • 3rd BRAKE LIGHTS with BACK UP CAMERA



Part #84195
3rd Brake Light

BUILT-IN CAMERA!



Part #84198
3rd Brake Light w/ Camera
and Exterior Courtesy Lights



Part #84005
3rd Brake Light



Part #84001
3rd Brake Light



Part #84194
Monitor Kit




INTERIOR LED LIGHTING • Dome Lights. Courtesy Lights. Flex-Strips.



LED Flex-Strip in Extrusion



Part #80110



Part #80113/HO



Part #80110/3



Part #80115



Part #81145



Part #81117



Part #81196



Part #81114



Part #81214
Part #81221 (High Output)

BACK UP ALARMS



Part #52050 (87dB)
Part #52051 (97dB)
Part #52052 (107dB)



Part #51008 (97dB)



Part #51006 (97dB)



Part #51010 (97dB)
Part #51012 (107dB)
Part #51016 (87dB)



Part #51025 (82dB - 107dB)
Part #51026 (87dB - 112dB)



SAE / DOT Compliant

